

# 2024

## EUROPEAN PRINTING INDUSTRY KEY DATA

2024 Intergraf Economic Report – Abstract

---

INTERGRAF

# Profile of the European printing industry



**100.000**  
COMPANIES



**600.000**  
EMPLOYEES



**80 billion**  
TURNOVER

Share of turnover per product (EU27, 2022)

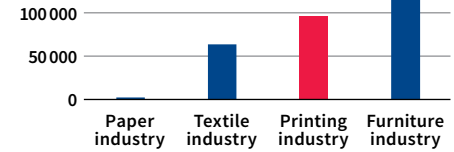


Size of the EU printing industry (EU27, 2021)

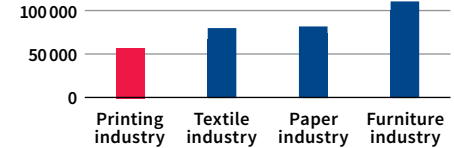


Profile comparison of selected manufacturing sectors (EU27, 2021)

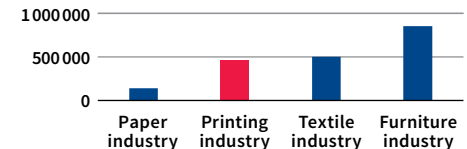
Companies



Turnover



Employees

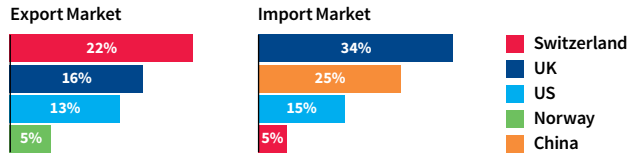


Source: Eurostat 2024, processed by Intergraf, data for EU27+UK+NO+CH+IS except when specified differently.

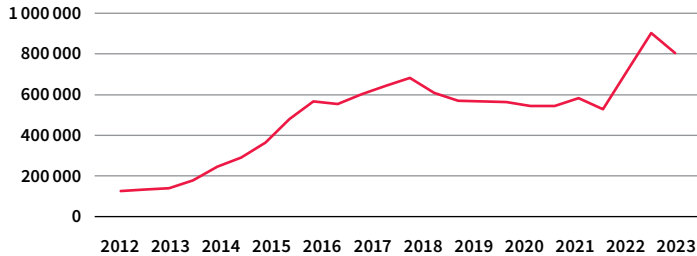
Positive trade balance:  
€1.3 billion

70%  
of EU trade  
is intra-EU


Main trade partners of the European printing industry (EU27, 2023)



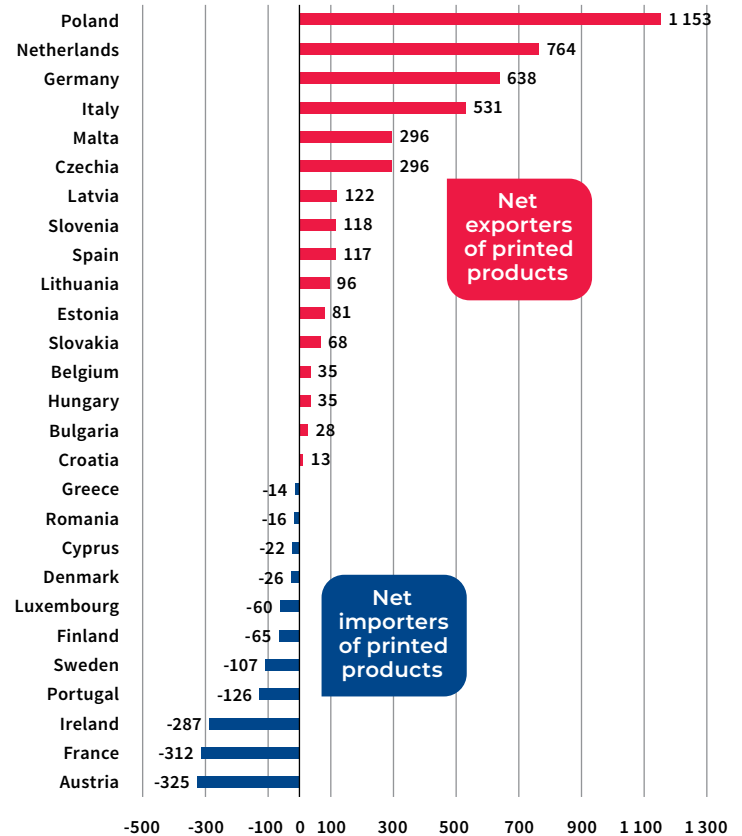
Import of printed products from China (EU27, 2012-2023, in €)



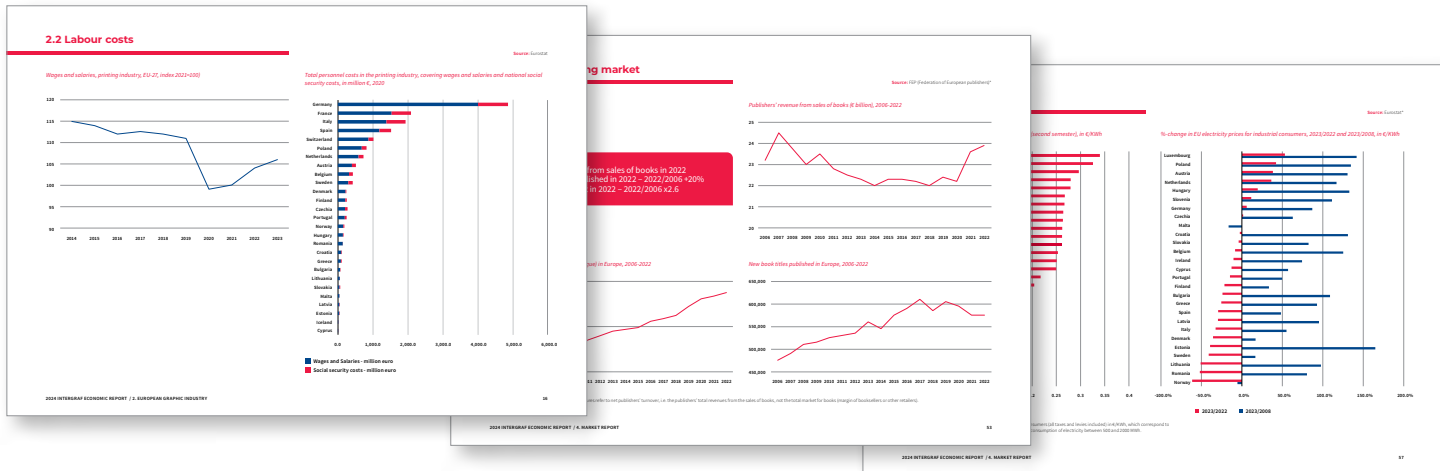
Main printed products imported from China to the EU (EU27, 2023)



Printed products trade balance (intra- and extra-EU27, in million €, 2023)



# More economic information in the 2024 Intergraf Economic Report



**ORDER YOUR COPY**  
[www.intergraf.eu/communications/annual-economic-report](http://www.intergraf.eu/communications/annual-economic-report)  
 (free for Intergraf member associations and company members).

European print market review and forecasts until 2029 from research company Smithers included in the report.

**Economic information available in the Report:**  
 Profile of the printing industry, labour costs, production value, trade figures, print-related market data, selected country report.

